

Format of Holding of Specified securities

1. Name of Listed Entity : GABRIEL INDIA LIMITED
2. Scrip Code/Name of Scrip/Class of Security : 505714
3. Share Holding Pattern Filed under : Reg. 31(1)(b)
 - a. if under 31(1)(b) then indicate the report for quarter ending : December 31, 2017

4. Declaration : The Listed entity is required to submit the following declaration to the extent of submission of information:

Particulars	YES*	NO*
a Whether the Listed Entity has issued any partly paid up shares		√
b Whether the Listed Entity has issued any Convertible Securities or Warrants?		√
c Whether the Listed Entity has any shares against which depository receipts are issued?		√
d Whether the Listed Entity has any shares in locked-in?		√
e Whether any shares held by promoters are pledge or otherwise encumbered?		√

*if the Listed Entity selects the option 'NO' for the questions above, the columns for the partly paid up shares, Outstanding Convertible Securities/Warrants, depository receipts, locked-in shares, No of shares pledged or otherwise encumbered by promoters, as applicable, shall not be displayed at the time of dissemination on the Stock Exchange website. Also wherever there is 'No' declared by Listed entity in above table the values will be considered as 'Zero' by default on submission of the format of holding of specified securities.

5 The tabular format for disclosure of holding of specified securities is as follows:




Table I - Summary Statement holding of specified securities

Category	Category of Shareholder	No of Shareholders	No of fully paid up equity shares held	No of Partly paid-up equity shares held	No of Shares Underlying Depository Receipts	Total No of Shares Held (VII) = (IV)+(V)+(VI)	Shareholding as a % of total no of shares (As a % of (A+B+C2))	Number of Voting Rights held in each class of securities			
								No of Voting Rights			Total as a % of (A+B+C)
								Class X	Class Y	Total	
(I)	(II)	(III)	(IV)	(V)	(VI)	(VII)	(VIII)	(IX)			
(A)	Promoter & Promoter Group	6	77558842	0	0	77558842	53.99	77558842	0	77558842	53.99
(B)	Public	61635	66085098	0	0	66085098	46.01	66085098	0	66085098	46.01
(C)	Non Promoter-Non Public										
(C1)	Shares underlying DRs	0	0	0	0	0	NA	0	0	0	0.00
(C2)	Shares held by Employes Trusts	0	0	0	0	0	0.00	0	0	0	0.00
	Total:	61641	143643940	0	0	143643940	100.00	143643940	0	143643940	100.00

No of Shares Underlying Outstanding convertible securities (Including Warrants)	Shareholding as a % assuming full conversion of convertible Securities (as a percentage of diluted share capital)	Number of Locked in		Number of Shares pledged		Number of equity shares held in dematerialized form
		No.	As a % of total Shares held	No.	As a % of total Shares held	
(X)	(XI)	(XII)		(XIII)		(XIV)
0	53.99	0	0.00	0	0.00	77558842
0	46.01	0	0.00	NA	NA	55452416
0	NA	0	0.00	NA	NA	0
0	0.00	0	0.00	NA	NA	0
0	100.00	0	0.00	0	0.00	133011258




Table II - Statement showing shareholding pattern of the Promoter and Promoter Group

Category	Category & Name of the Shareholder	PAN	No of Shareholders	No of fully paid up equity shares held	No of Partly paid up equity shares held	No of Shares Underlying Depository Receipts	Total No of Shares Held (IV+V+VI)	Shareholding as a % of total no of shares (calculated as per SCRR, 1957 (VIII) As a % of (A+B+C2)	Number of Voting Rights held in each class of securities			No of Shares Underlying Outstanding convertible securities (Including Warrants)	Shareholding as a % assuming full conversion of convertible Securities (as a percentage of diluted share capital) (VII)+(X) As a % of (A+B+C2)	Number of Locked in Shares		Number of Shares pledged or otherwise encumbered		Number of equity shares held in dematerialized form	
									No of Voting Rights					Total as a % of (A+B+C)	No.	As a % of total Shares held	No.		As a % of total Shares held
									Class X	Class Y	Total								
	(I)	(II)	(III)	(IV)	(V)	(VI)	(VII)	(VIII)	(IX)			(X)	(XI)	(XII)		(XIII)	(XIV)		
(1)	Indian																		
(a)	Individuals/Hindu undivided Family		5	5180904	0	0	5180904	3.61	5180904	0	5180904	3.61	0	3.61	0	0.00	0	0.00	5180904
	DEEP C ANAND	AABPA8588J	1	2145786	0	0	2145786	1.49	2145786	0	2145786	1.49	0	1.49	0	0.00	0	0.00	2145786
	PREM ANAND	AAJPA2510J	1	100620	0	0	100620	0.07	100620	0	100620	0.07	0	0.07	0	0.00	0	0.00	100620
	KULDIP CHAND ANAND	AAJPA2530N	1	1693196	0	0	1693196	1.18	1693196	0	1693196	1.18	0	1.18	0	0.00	0	0.00	1693196
	ANJALI ANAND	ADIPA8184E	1	641942	0	0	641942	0.45	641942	0	641942	0.45	0	0.45	0	0.00	0	0.00	641942
	KIRAN D ANAND	ADWPA2253Q	1	599360	0	0	599360	0.42	599360	0	599360	0.42	0	0.42	0	0.00	0	0.00	599360
(b)	Central Government/State Government(s)		0	0	0	0	0	0.00	0	0	0	0.00	0	0.00	0	0.00	0	0.00	0
(c)	Financial Institutions/Banks		0	0	0	0	0	0.00	0	0	0	0.00	0	0.00	0	0.00	0	0.00	0
(d)	Any Other		1	72377938	0	0	72377938	50.39	72377938	0	72377938	50.39	0	50.39	0	0.00	0	0.00	72377938
	ASIA INVESTMENTS PVT. LTD.	AAACA4539K	1	72377938	0	0	72377938	50.39	72377938	0	72377938	50.39	0	50.39	0	0.00	0	0.00	72377938
	Sub-Total (A)(1)		6	77558842	0	0	77558842	53.99	77558842	0	77558842	53.99	0	53.99	0	0.00	0	0.00	77558842
(2)	Foreign																		
(a)	Individuals (Non-Resident)		0	0	0	0	0	0.00	0	0	0	0.00	0	0.00	0	0.00	0	0.00	0
(b)	Government		0	0	0	0	0	0.00	0	0	0	0.00	0	0.00	0	0.00	0	0.00	0
(c)	Institutions		0	0	0	0	0	0.00	0	0	0	0.00	0	0.00	0	0.00	0	0.00	0
(d)	Foreign Portfolio Investor		0	0	0	0	0	0.00	0	0	0	0.00	0	0.00	0	0.00	0	0.00	0
(e)	Any Other		0	0	0	0	0	0.00	0	0	0	0.00	0	0.00	0	0.00	0	0.00	0
	Sub-Total (A)(2)		0	0	0	0	0	0.00	0	0	0	0.00	0	0.00	0	0.00	0	0.00	0
	Total Shareholding of Promoter and Promoter Group (A)=(A)(1)+(A)(2)		6	77558842	0	0	77558842	53.99	77558842	0	77558842	53.99	0	53.99	0	0.00	0	0.00	77558842

[Handwritten Signature]


Table III - Statement showing shareholding pattern of the Public shareholder

Category	Category & Name of the Shareholder	PAN	No of Shareholders	No of fully paid up equity shares held	No of Partly paid-up equity shares held	No of Shares Underlying Depository Receipts	Total No of Shares Held (IV+V+VI)	Shareholding as a % of total no of shares (A+B+C2)	Number of Voting Rights held in each class of securities			No of Shares Underlying Outstanding convertible securities (Including Warrants)	Shareholding as a % assuming full conversion of convertible Securities (as a percentage of diluted share capital)	Number of Locked in Shares		Number of Shares pledged or		Number of equity shares held in dematerialized form	
									No of Voting Rights					Total as a % of (A+B+C)	No.	As a % of total Shares held	No.		As a % of total Shares held
									Class X	Class Y	Total								
	(I)	(II)	(III)	(IV)	(V)	(VI)	(VII)	(VIII)	(IX)			(X)	(XI)	(XII)		(XIII)		(XIV)	
(1)	Institutions																		
(a)	Mutual Funds		11	3183191	0	0	3183191	2.22	3183191	0	3183191	2.22	0	2.22	0	0.00	NA	NA	3183191
	SBI MUTUAL FUND	AABTS6407Q	9	2455511	0	0	2455511	1.71	2455511	0	2455511	1.71	0	1.71	0	0.00	NA	NA	2455511
(b)	Venture Capital Funds		0	0	0	0	0	0.00	0	0	0	0.00	0	0.00	0	0.00	NA	NA	0
(c)	Alternate Investment Funds		0	0	0	0	0	0.00	0	0	0	0.00	0	0.00	0	0.00	NA	NA	0
(d)	Foreign Venture Capital Investors		0	0	0	0	0	0.00	0	0	0	0.00	0	0.00	0	0.00	NA	NA	0
(e)	Foreign Portfolio Investors		34	15994014	0	0	15994014	11.13	15994014	0	15994014	11.13	0	11.13	0	0.00	NA	NA	8056654
	MATTHEWS ASIA SMALL COMPANIES FUND	AACTM1751A	1	1778373	0	0	1778373	1.24	1778373	0	1778373	1.24	0	1.24	0	0.00	NA	NA	1778373
	KAYABA INDUSTRY CO LTD	AAECK3324L	1	7937360	0	0	7937360	5.53	7937360	0	7937360	5.53	0	5.53	0	0.00	NA	NA	0
	PINEBRIDGE INVESTMENTS GF MAURITIUS LIMITED	AAHCA7302F	1	1800915	0	0	1800915	1.25	1800915	0	1800915	1.25	0	1.25	0	0.00	NA	NA	1800915
(f)	Financial Institutions/Banks		11	185423	0	0	185423	0.13	185423	0	185423	0.13	0	0.13	0	0.00	NA	NA	176923
(g)	Insurance Companies		1	50000	0	0	50000	0.03	50000	0	50000	0.03	0	0.03	0	0.00	NA	NA	50000
(h)	Provident Funds/Pension Funds		0	0	0	0	0	0.00	0	0	0	0.00	0	0.00	0	0.00	NA	NA	0
(i)	Any Other																		
	Sub Total (B)(1)		57	19412628	0	0	19412628	13.51	19412628	0	19412628	13.51	0	13.51	0	0.00	NA	NA	11466768
(2)	Central Government/State Government(s)/President of India		1	500	0	0	500	0.00	500	0	500	0.00	0	0.00	0	0.00	NA	NA	0
	Sub Total (B)(2)		1	500	0	0	500	0.00	500	0	500	0.00	0	0.00	0	0.00	NA	NA	0
(3)	Non-Institutions																		
(a)	i.Individual shareholders holding nominal share capital up to Rs.2 lakhs		59424	36284144	0	0	36284144	25.26	36284144	0	36284144	25.26	0	25.26	0	0.00	NA	NA	34131052
	ii.Individual shareholders holding nominal share capital in excess of Rs. 2 Lakhs		8	3911043	0	0	3911043	2.72	3911043	0	3911043	2.72	0	2.72	0	0.00	NA	NA	3412043
(b)	NBFCs Registered with RBI		6	23464	0	0	23464	0.02	23464	0	23464	0.02	0	0.02	0	0.00	NA	NA	23464
(c)	Employee Trusts		0	0	0	0	0	0.00	0	0	0	0.00	0	0.00	0	0.00	NA	NA	0
(d)	Overseas Depositories (Holding DRs)(Balancing figure)		0	0	0	0	0	0.00	0	0	0	0.00	0	0.00	0	0.00	NA	NA	0
(e)	Any Other																		
	TRUSTS		8	1024888	0	0	1024888	0.71	1024888	0	1024888	0.71	0	0.71	0	0.00	NA	NA	1024888
	NON RESIDENT INDIANS		839	968424	0	0	968424	0.67	968424	0	968424	0.67	0	0.67	0	0.00	NA	NA	960904
	CLEARING MEMBERS		140	117592	0	0	117592	0.08	117592	0	117592	0.08	0	0.08	0	0.00	NA	NA	117592
	NON RESIDENT INDIAN NON REPATRIABLE		315	940912	0	0	940912	0.66	940912	0	940912	0.66	0	0.66	0	0.00	NA	NA	940912
	BODIES CORPORATES		836	2526474	0	0	2526474	1.76	2526474	0	2526474	1.76	0	1.76	0	0.00	NA	NA	2499764
	I E P F		1	875029	0	0	875029	0.61	875029	0	875029	0.61	0	0.61	0	0.00	NA	NA	875029
	Sub Total (B)(3)		61577	46671970	0	0	46671970	32.49	46671970	0	46671970	32.49	0	32.49	0	0.00			43985648
	Total Public Shareholding (B) = (B)(1)+(B)(2)+(B)(3)		61635	66085098	0	0	66085098	46.01	66085098	0	66085098	46.01	0	46.01	0	0.00			55452416

* SBI Mutual fund holding aggregate shares under its various series with common PAN




Table IV - Statement showing shareholding pattern of the Non Promoter - Non Public Shareholder

Category	Category & Name of the Shareholder	PAN	No of Shareholders	No of fully paid up equity shares held	No of Partly paid-up equity shares held	No of Shares Underlying Depository Receipts	Total No of Shares Held (IV+V+VI)	Shareholding as a % of total no of shares (A+B+C2)
	(I)	(II)	(III)	(IV)	(V)	(VI)	(VII)	(VIII)
(1)	Custodian/DR Holder		0	0	0	0	0	0.00
(2)	Employee Benefit Trust (under SEBI(Share based Employee Benefit Regulations 2014)		0	0	0	0	0	0.00
	Total Non-Promoter-Non Public Shareholding (C) = (C)(1)+(C)(2)		0	0	0	0	0	0.00

Number of Voting Rights held in each class of securities				No of Shares Underlying Outstanding convertible securities	Shareholding as a % assuming full conversion of	Number of Locked in Shares		Number of Shares pledged or		Number of equity shares held in dematerialized	
Class X	No of Voting Rights	Class Y	Total			No.	As a % of total Shares held	No.	As a % of total Shares held		
	(IX)		Total as a % of (A+B+C)	(X)	(XI)	(XII)	(XIII)	(XIV)			
	0	0	0	0.00	0	0.00	0	0.00	NA	NA	0
	0	0	0	0.00	0	0.00	0	0.00	NA	NA	0
	0	0	0	0.00	0	0.00	0	0.00			0

[Handwritten Signature]



Details of the shareholders acting as persons in Concert including their Shareholding:			
Name of Shareholder	Name of PAC	No of shares	Holding%
Total:		0	0

A. K. Khami



Details of Shares which remain unclaimed may be given hear along with details such as number of shareholders, outstanding shares held in

No of Shareholders	No of shares
Nil	Nil

[Handwritten Signature]

